

Bezeichnung	Bestell- Nummer	D [mm]	H [mm]	G	Aus- führung	L1 [mm]	L2 [mm]	Härte [°sh]	max. Ein- federung [mm]	max. stat. Belastung [kg]
-------------	--------------------	-----------	-----------	---	-----------------	------------	------------	----------------	-------------------------------	---------------------------------

Rundelemente

NRE 15/25	61700169	15	25	M4	B	4	15	43	3,4	8
NRE 20/30	61703236	20	30	M6	B	5	18	45	3,9	16
NRE 25/30	61700163	25	30	M6	B	6	18	43	3,9	20
NRE 30/40	61701185	30	40	M8	B	9,5	21	45	5,1	31
NRE 40/40	61700179	40	40	M8	B	8	23	43	5,4	60
NRE 40/40	61700164	40	40	M8	C	8	-	43	5,4	53
NRE 50/40	61701124	50	40	M10	B	10	28	43	5,1	86
NRE 50/40	61700156	50	40	M10	C	10	-	43	5,1	100
NRE 50/50	61700173	50	50	M10	B	10	28	43	6,6	95
NRE 50/50	61700146	50	50	M10	C	10	-	43	6,6	80
NRE 70/45	61700165	70	45	M10	C	10	-	43	5,9	190
NRE 75/55	61700147	75	55	M12	C	12	-	43	7,4	225
NRE 100/55	61700148	100	55	M16	C	16	-	43	7,1	465
NRE 150/55	61700674	150	55	M16	C	16	-	43	6,8	1.480
NRE 150/75	61700917	150	75	M16	C	16	-	43	9,8	950
NRE 200/100	61704240	200	100	M20	C	17,5	-	55	13,5	2.740

Tailenelemente

NTE 40/50	61700828	40	48	M8	C	8	-	57	6,6	33
-----------	----------	----	----	----	---	---	---	----	-----	----

O-Formlager

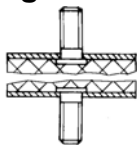
NOF 22/30	61700152	22	30	M5	A	-	10,0	60	Z-dir: 3	5
									X-dir: 12	4
NOF 28/38	61700153	28	38	M6	A	-	9,5	60	Z-dir: 3	10
									X-dir: 14	16

Anschlagpuffer

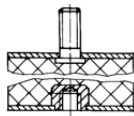
NAP 30/15	61700756	30	15	M8	D	-	20	45	1,4	25
NAP 30/30	61700155	30	30	M8	D	-	20	45	4,5	40
NAP 40/20	61701900	40	20	M8	E	-	-	55	3,0	70

Alle Puffer bis D = 100 haben Metallteile aus St 37, sind galvanisch verzinkt und gelb chromatiert.
Metallteile der O-Formlager und Puffer mit D > 100 sind aus St 37, schwarz lackiert.

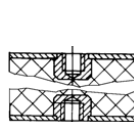
Ausführung: A



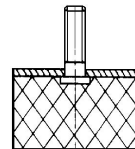
B



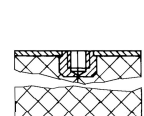
C



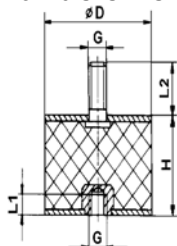
D



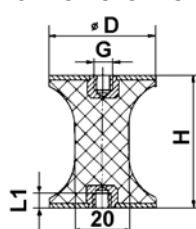
E



Maße: Rundelemente



Tailenelemente



O-Formlager

